

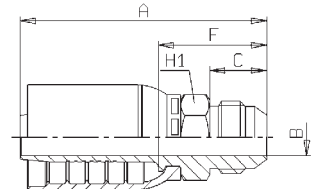
# OPS TYPE



## JIC STANDARD CONNECTIONS

### OPS12510

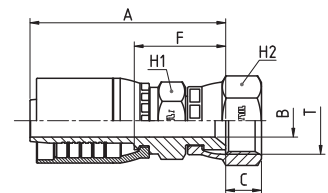
JIC MALE 37° CONE - SAE J516/J514



PART. REF.	HOSE BORE			THREAD	DIMENSIONS inch				
	DN	inch	Size		B	A	C	F	H <sub>1</sub>
OPS12510-06-06	10	3/8"	- 06	9/16" - 18	0.28	2.61	0.55	1.13	0.67
OPS12510-08-08	12	1/2"	- 08	3/4" - 16	0.37	2.58	0.65	1.35	0.75
OPS12510-08-10	12	1/2"	- 08	7/8" - 14	0.49	2.76	0.77	1.53	0.94
OPS12510-10-10	16	5/8"	- 10	7/8" - 14	0.49	2.89	0.77	1.54	0.94
OPS12510-12-12	19	3/4"	- 12	1.1/16" - 12	0.59	3.74	0.87	1.65	1.06
OPS12510-16-16	25	1"	- 16	1.5/16" - 12	0.78	4.17	0.91	1.84	1.37
OPS12510-20-20	31	1.1/4"	- 20	1.5/8" - 12	1.02	4.64	0.96	2.04	1.81
OPS12510-24-24	38	1.1/2"	- 24	1.7/8" - 12	1.26	4.98	1.08	2.30	1.97
OPS12510-32-32	51	2"	- 32	2.1/2" - 12	1.65	6.52	1.34	2.78	2.56

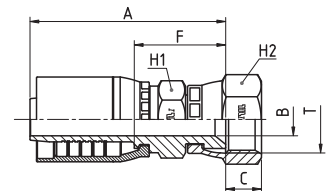
### OPS22711 **NEW**

JIC FEMALE 37° CONE SEAT DOUBLE EXAGON  
SAE J516/J514 (CRIMPED BACK NUT)



### OPS22711K

JIC FEMALE 37° CONE SEAT DOUBLE EXAGON COMPACT  
SAE J516/J514 (CRIMPED BACK NUT)



PART. REF.	HOSE BORE			THREAD	DIMENSIONS inch					
	DN	inch	Size		B	A	C	F	H <sub>1</sub>	H <sub>2</sub>
OPS22711-06-06K	10	3/8"	- 06	9/16" - 18	0.28	2.03	0.37	0.87	0.67	0.67
OPS22711-08-08	12	1/2"	- 08	3/4" - 16	0.37	2.28	0.42	1.06	0.75	0.87
OPS22711-12-12	19	3/4"	- 12	1.1/16" - 12	0.55	3.26	0.56	1.17	1.06	1.25