

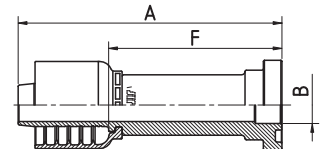
OPB TYPE



KOMATSU FLANGE STANDARD CONNECTIONS

OPB24111

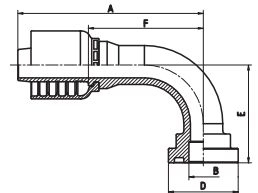
STRAIGHT KOMATSU FLANGE



PART. REF.	HOSE BORE			FLANGE	DIMENSIONS inch				
	DN	inch	Size		B	A	D	F	
OPB24111-10-10	16	5/8"	- 10	5/8"	0.55	3.94	1.34	2.59	

OPB24191

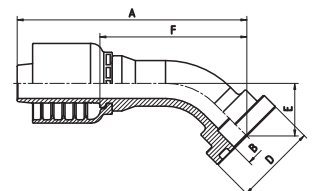
90° KOMATSU FLANGE



PART. REF.	HOSE BORE			FLANGE	DIMENSIONS inch				
	DN	inch	Size		B	A	D	E	F
OPB24191-10-10	16	5/8"	- 10	5/8"	0.55	3.56	1.34	1.87	2.20

OPB24141

45° KOMATSU FLANGE



PART. REF.	HOSE BORE			FLANGE	DIMENSIONS inch				
	DN	inch	Size		B	A	D	E	F
OPB24141-10-10	16	5/8"	- 10	5/8"	0.55	3.75	1.34	0.87	2.40