

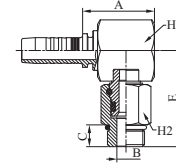
MULTIFIT TYPE



SAE STANDARD CONNECTIONS

M14390*

90° SAE SWIVEL MALE O-RING BOSS TYPE - SAE J516 / ISO 11926

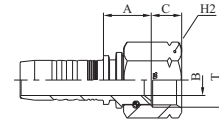


PART. REF.	HOSE BORE			THREAD	DIMENSIONS mm					
	DN	inch	Size		T	B	A	C	E	H ₁
M14390-06-06	10	3/8"	- 06	9/16" - 18	5,7	20,1	9,9	40,0	22	17
M14390-06-08	10	3/8"	- 06	3/4" - 16	7,0	20,1	11,1	44,4	22	22
M14390-08-08	12	1/2"	- 08	3/4" - 16	9,3	22,1	11,1	49,0	27	22
M14390-08-10	12	1/2"	- 08	7/8" - 14	9,3	27,5	13,0	47,5	27	27
M14390-10-10	16	5/8"	- 10	7/8" - 14	9,3	28,0	13,0	47,5	27	27
M14390-12-12	19	3/4"	- 12	1.1/16" - 12	12,5	27,5	15,0	55,5	32	32

* Brazed solution - Not to be used as a live swivel

M22612

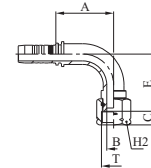
SAE FEMALE 45° CONE SEAT - SAE J516/J512 (THRUST-WIRE NUT)



PART. REF.	HOSE BORE			THREAD	DIMENSIONS mm					
	DN	inch	Size		T	B	A	C		
M22612-04-04	6	1/4"	- 04	7/16" - 20	4,0	15,5	8,2			17
M22612-05-06	8	5/16"	- 05	5/8" - 18	7,0	16,5	10,8			22
M22612-06-06	10	3/8"	- 06	5/8" - 18	7,0	16,6	10,8			22
M22612-12-12	19	3/4"	- 12	1.1/16" - 14	15,0	22,7	14,4			32

M22692

90° SAE FEMALE SWEPT ELBOW 45° CONE SEAT - SAE J516/J512 (THRUST-WIRE NUT)



PART. REF.	HOSE BORE			THREAD	DIMENSIONS mm					
	DN	inch	Size		T	B	A	C	E	
M22692-04-04	6	1/4"	- 04	7/16" - 20	4,0	28,3	8,0	27,0		17
M22692-06-06	10	3/8"	- 06	5/8" - 18	7,0	35,5	10,8	33,0		22
M22692-12-12	19	3/4"	- 12	1.1/6" - 14	15,0	62,0	14,4	58,0		32

